

# User Manual

---

## Initial setup

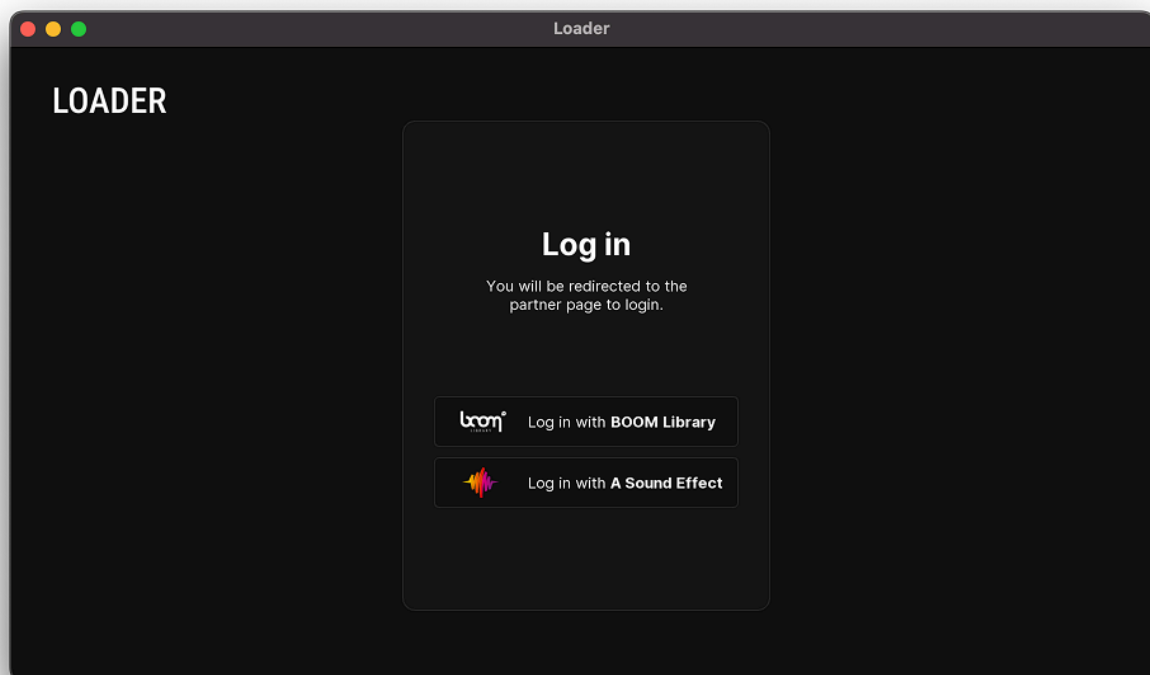
---

### Installation

After downloading and opening the Loader installer for your operating system, please follow the on-screen instructions to install the application to your chosen installation directory.

### Login

When you start the Loader for the first time, you will be asked to log into an existing account from one of the available partners.



### Login with Boom Library

Click on the **Log In with BOOM Library** button. You will be redirected to a Boom Library single sign-on page, which asks you for consent to allow reading details about your account, namely your purchased products. After giving consent, your authentication is successful and the Loader will open with your Boom Library's account already logged in.

Further login attempts will directly skip to launching the Loader with your account logged in.

### Login with A Sound Effect

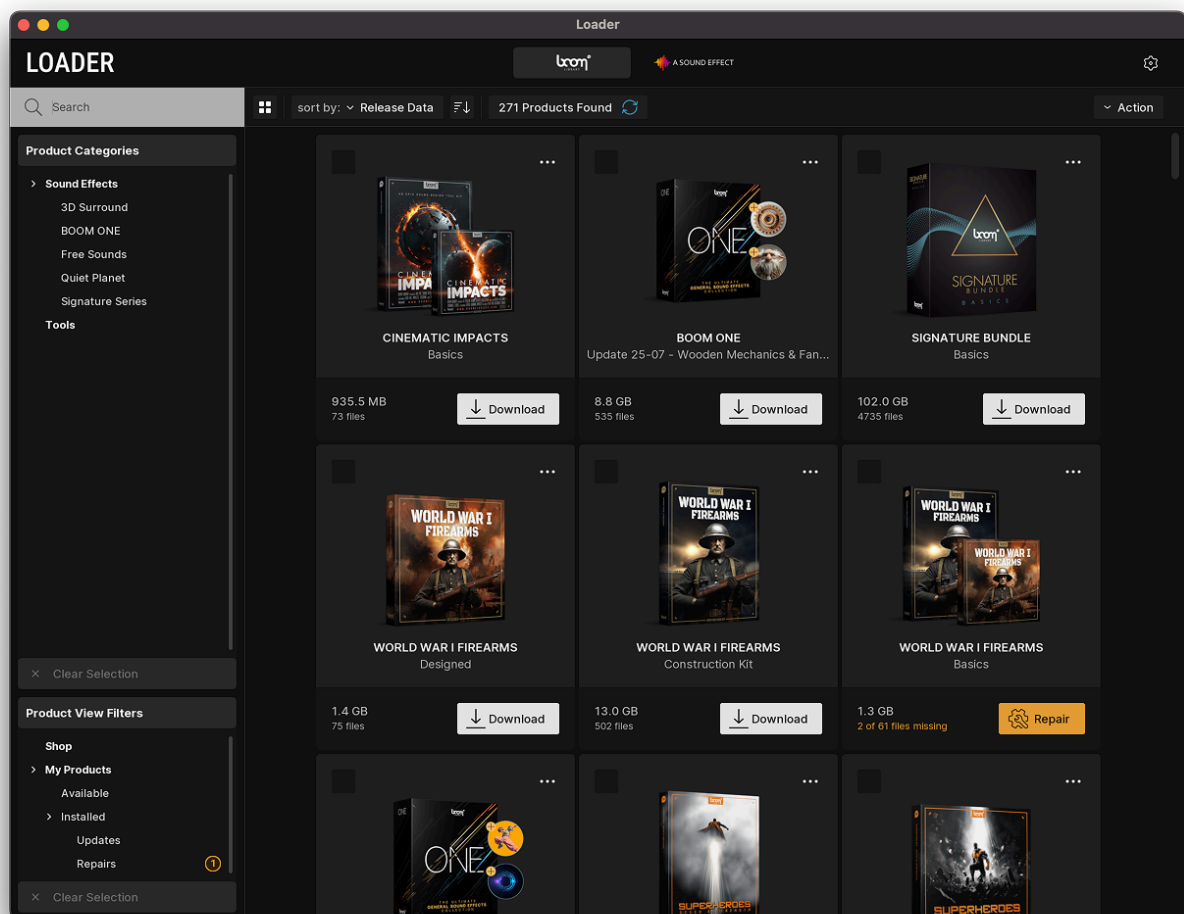
Click on the **Log In with A Sound Effect** button. You will be redirected to an A Sound Effect single sign-on page, which asks you for consent to allow reading details about your account, namely your purchased products. After giving consent, your authentication is successful and the Loader will open with your A Sound Effect's account already logged in.

Further login attempts will directly skip to launching the Loader with your account logged in.

# Product Page

On the product page, you see all available products, which you can download or buy via the web shop of each partner.

You are able to search products by name, view specific products separated by product categories (e.g. Sound Effects and Tools) and be notified about pending updates or repairs. With the top bar you can switch between grid or list layout and sort via multiple options.



## Partners

A partner is a distributor of digital products, such as sound effects, plugins or instruments.

To switch between partners click on the desired partner icon located at the top. If the current account isn't connected to the selected partner, an account connection will be requested.



## Brands

A brand is the creator of products distributed by one or more partners.

Use the inspect page to see the brand of each product or hover over them on the product page.

### Info

A product's brand is only visible when hovering over cards on partners that distribute products of multiple brands.

For example, the partner **BOOM Library** doesn't display product brands on card hover since it doesn't distribute products from multiple partners.

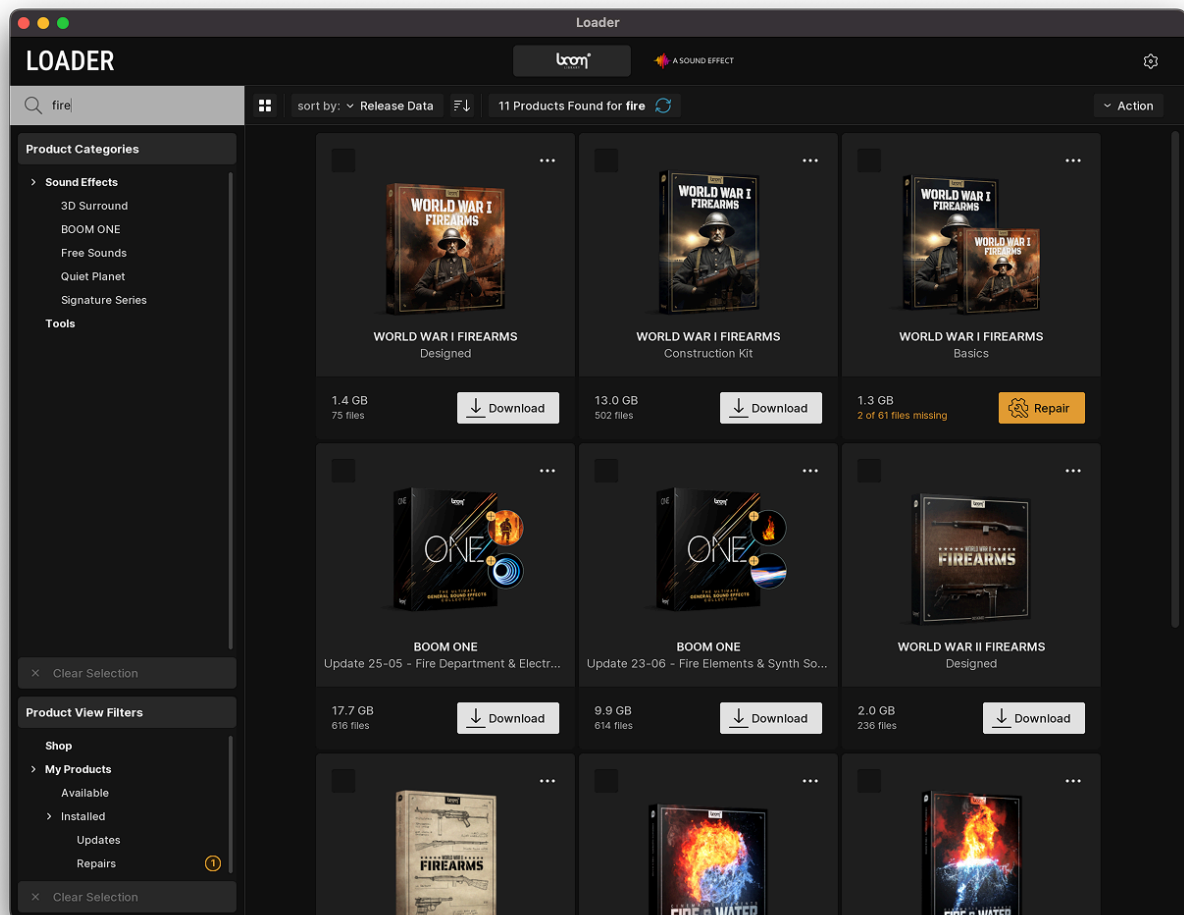
### Info

The content location of each partner indicates the default installation behaviour of products, which might be affected by the brand. In order to avoid conflicts on product installation, partners that distribute products from multiple brands install them organized by brand.

For example, the partner **A Sound Effect** installs products organized by brand since it distributes products from multiple brands.

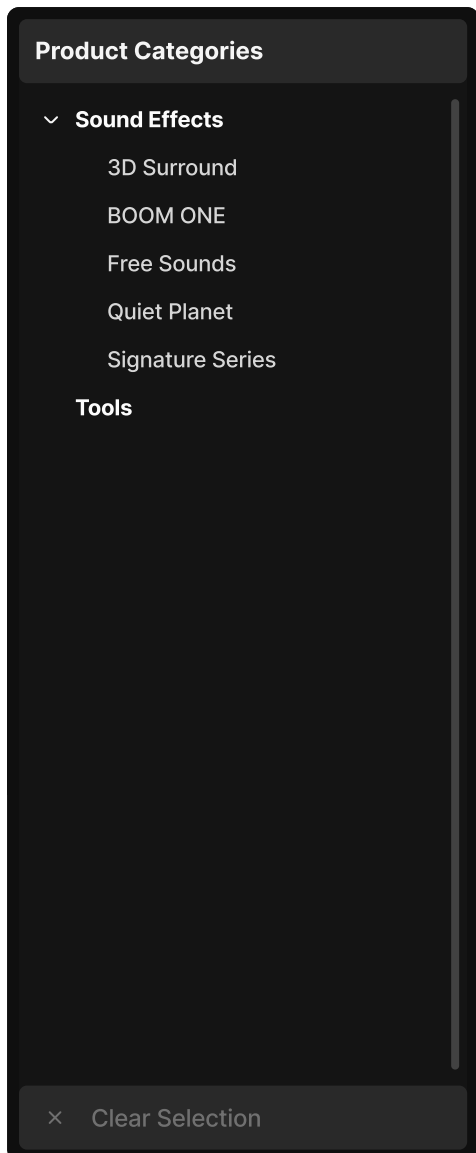
# Search

Search products by their name via the search box located at the top left. Only products containing the search term will be displayed as long as the search is active. Search results will be updated while you input a search term and the current search term is also indicated in the Products Display.



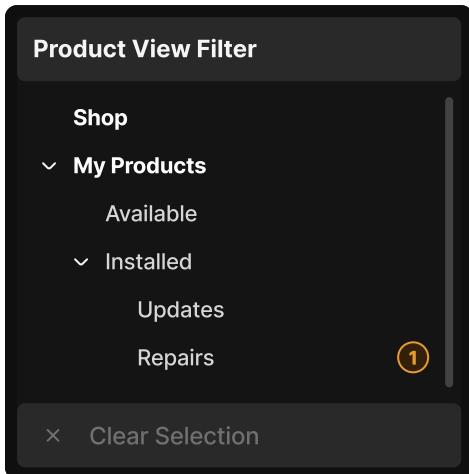
## Product Categories

Products can be filtered by their category. It's possible to have no filter selected or a single one selected. To reset this filter, click on the **Clear Selection** button.



## Product View Filters

Products can be filtered by their purchase and installation status. It's possible to have no filter selected or a single one selected. To reset this filter, click on the **Clear Selection** button.



### No Selection

Shows all products.

### Shop

Shows products which are not purchased.

### My Products

Shows products which have already been purchased.

### Available

Shows products which have already been purchased and are not installed.

## Installed

Shows installed products.

## Repairs

Shows products which are in need of repair.

## Updates

Shows products which have an available update.



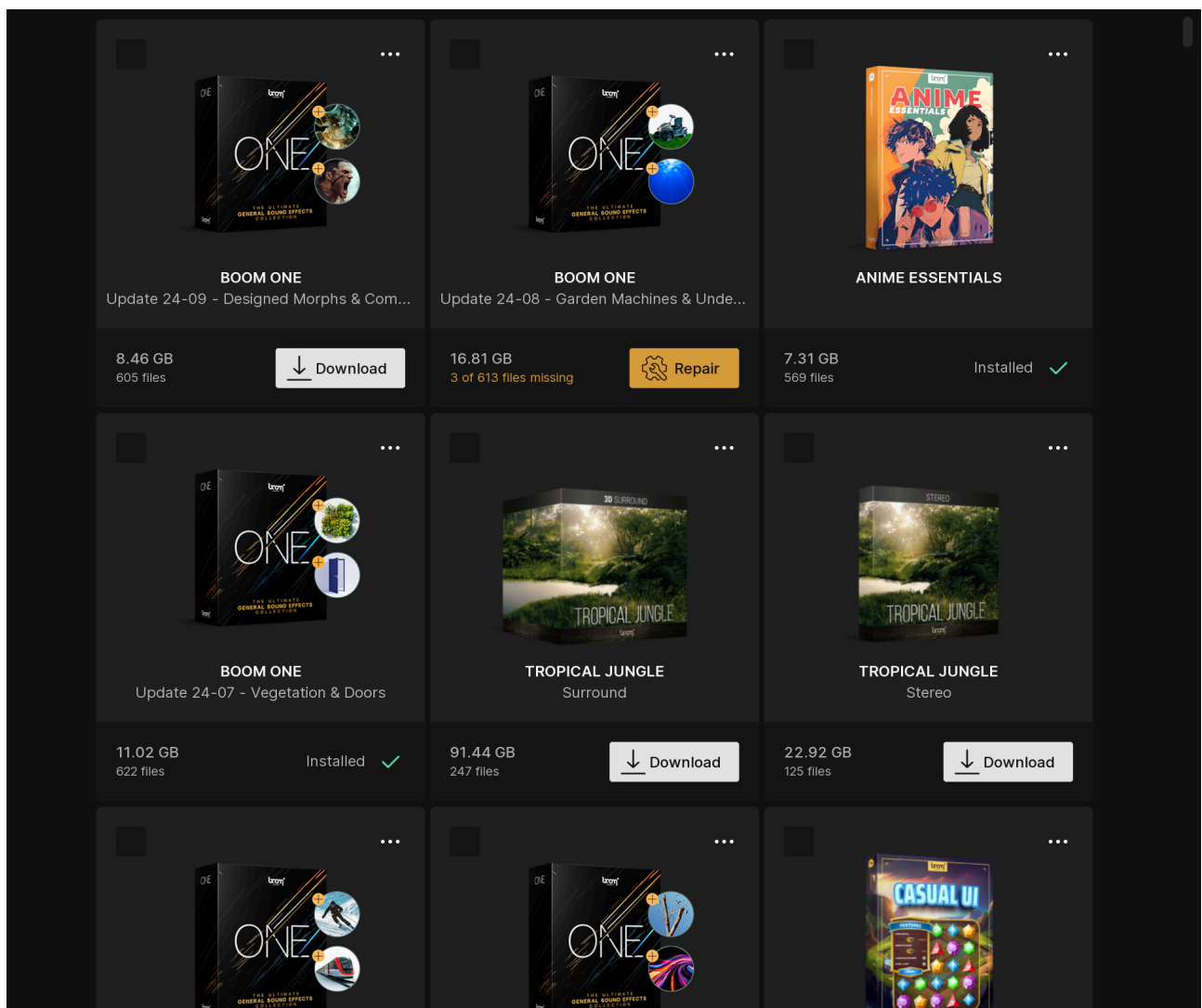
# Layouts

You can change the product layout between grid and list.




























## Grid View

The grid view displays all products in rows and columns with a flexible amount of columns, depending on the applications window width. Each card represents a product.



## List View

The list view displays all products stacked vertically with multiple columns. Each row represents a single product.

	 <b>BOOM ONE</b> Update 24-09 - Designed Morphs & Combat Voc...	605 files	8.46 GB	<a href="#">Download</a>	...	
	 <b>BOOM ONE</b> Update 24-08 - Garden Machines & Underwater	613 files	16.81 GB	3 of 613 files missing	<a href="#">Repair</a>	...
	 <b>ANIME ESSENTIALS</b>	569 files	7.31 GB	Installed	✓	...
	 <b>BOOM ONE</b> Update 24-07 - Vegetation & Doors	622 files	11.02 GB	Installed	✓	...
	 <b>TROPICAL JUNGLE</b> Surround	247 files	91.44 GB	<a href="#">Download</a>	...	
	 <b>TROPICAL JUNGLE</b> Stereo	125 files	22.92 GB	<a href="#">Download</a>	...	
	 <b>BOOM ONE</b> Update 24-06 - Winter Sports & Transportation	613 files	32.13 GB	Installed	✓	...
	 <b>BOOM ONE</b> Update 24-05 - Cracks, Breaks & UI Movement	611 files	8.38 GB	Installed	✓	...
	 <b>CASUAL UI</b> Construction Kit	563 files	4.79 GB	Installed	✓	...
	 <b>CASUAL UI</b> Designed	103 files	601 MB	Installed	✓	...
	 <b>SEASONS OF EARTH - EUROPEAN SUMMER</b> Surround	232 files	86.05 GB	<a href="#">Buy</a>	...	
	 <b>SEASONS OF EARTH - EUROPEAN SUMMER</b> Stereo	117 files	21.57 GB	<a href="#">Download</a>	...	
	 <b>BOOM ONE</b>	620 files	10.74 GB	Installed	✓	...

## Sort

You can sort products by various criteria, ascending or descending. The default sort shows you the newest products on top.

sort by:  File Size



### Release Date

Sort products by release date.

### File Size

Sort products by file size.

### Name

Sort products by name.

### Variant

Sort products by variant name.

## Products Display

The products display shows you the current number of visible products and also lets you refresh them. Depending on your selected filters, you might see fewer products at a time.

116 Products Found



## Actions

You are able to perform actions on single or multiple products at a time.

### Single product

Each product card contains an indicator about the status of the product (e.g. Installed). Depending on the state, you are able to execute the following actions.

#### Download

Downloads purchased product to the defined content location.



#### Buy

Opens the products shop page in your default web browser.



#### Installed

Installed products are indicated as follows:



#### Updates

Products which have an available update are indicated as follows:



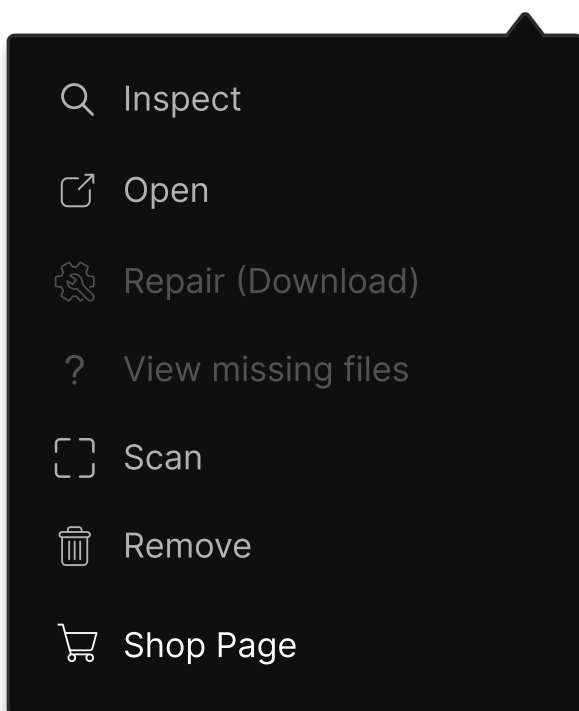
## Repairs

Products which are in need of repair indicated as follows:



## Action menu

By clicking on the overflow button, which is located in the upper right corner of each products card, you are able to perform more actions.



### Inspect

Opens the [inspect page](#) for the selected product.

### Open

Opens your operating system's file manager in the directory where the product is installed.

### **Repair (Download)**

Re-downloads the missing or broken files of the installed product.

### **View missing files**

Opens the [inspect page](#) for the selected product, showing the missing or broken files. Viewing missing files only works for products in need of repair.

### **Scan**

Scans a directory for the product and check for its integrity.

### **Shop Page**

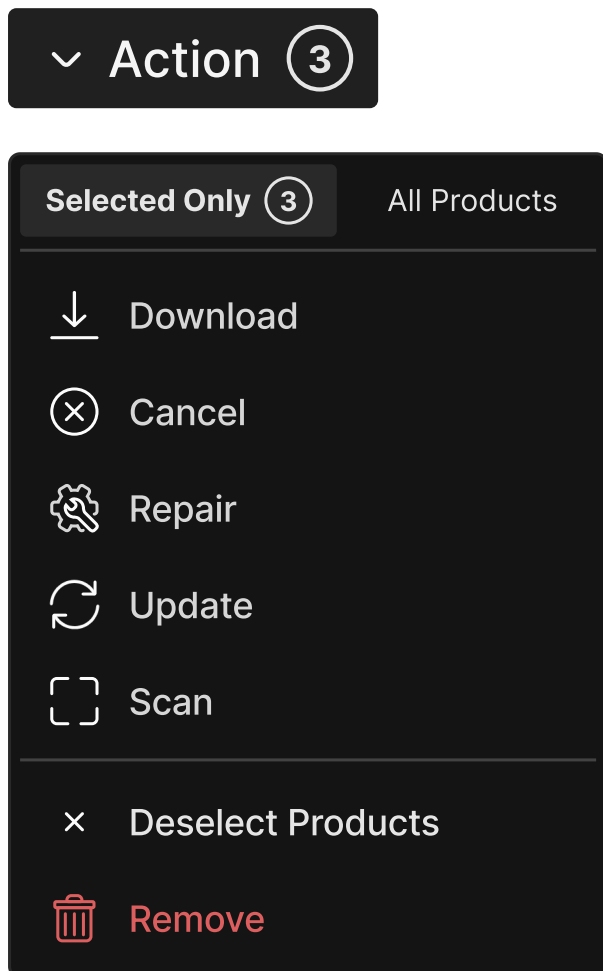
Opens the products shop page in your default web browser.

### **Remove**

Removes the files of the installed product.

## Multiple products

Multiple product actions can be performed on only the selected products or on all products matching the current filters. You can de-/select all products or select individual products, which you have already purchased via the action menu located at the top right.



## Selection type

The actions menu allows you to execute actions on all your purchased products by default. You are able to change this behaviour when you actively select specific products via the checkbox on the product's card.

## Selected Only

If you select specific products via the checkbox on any product's card, you are able to execute actions based on your selection.

## All Products

If you don't select any specific product or deselect currently selected products, you are able to execute actions on all your purchased products.

## Actions

### Download

Downloads products to the defined content location. Only products that are not yet installed will be downloaded.

### Cancel

Cancels downloads of products which are currently downloading or waiting for download.

### Repair

Re-downloads the missing or broken files of all selected products, which are in need of repair.

### Update

Updates all selected products which have an available update.

### Scan

Scans a directory for the selected products and check for their integrity.



## Deselect Products

You are able to deselect all products if you've previously selected specific products.

## Remove


Removes the files of the selected installed products.

## Inspect Page

The inspect page shows name, brand, amount of files and size of the product. You are also able to view missing files specifically or search for files by name.

You are able to view contents of folders, by clicking on any folder indicated by an arrow.

LOADER



Brand

: BOOM Library

Files


: 61

Size

: 1.3 GB

1.3 GB

61 files


Installed 

World War I Firearms - Basics

All Content

Missing Files

61 files / 2 files

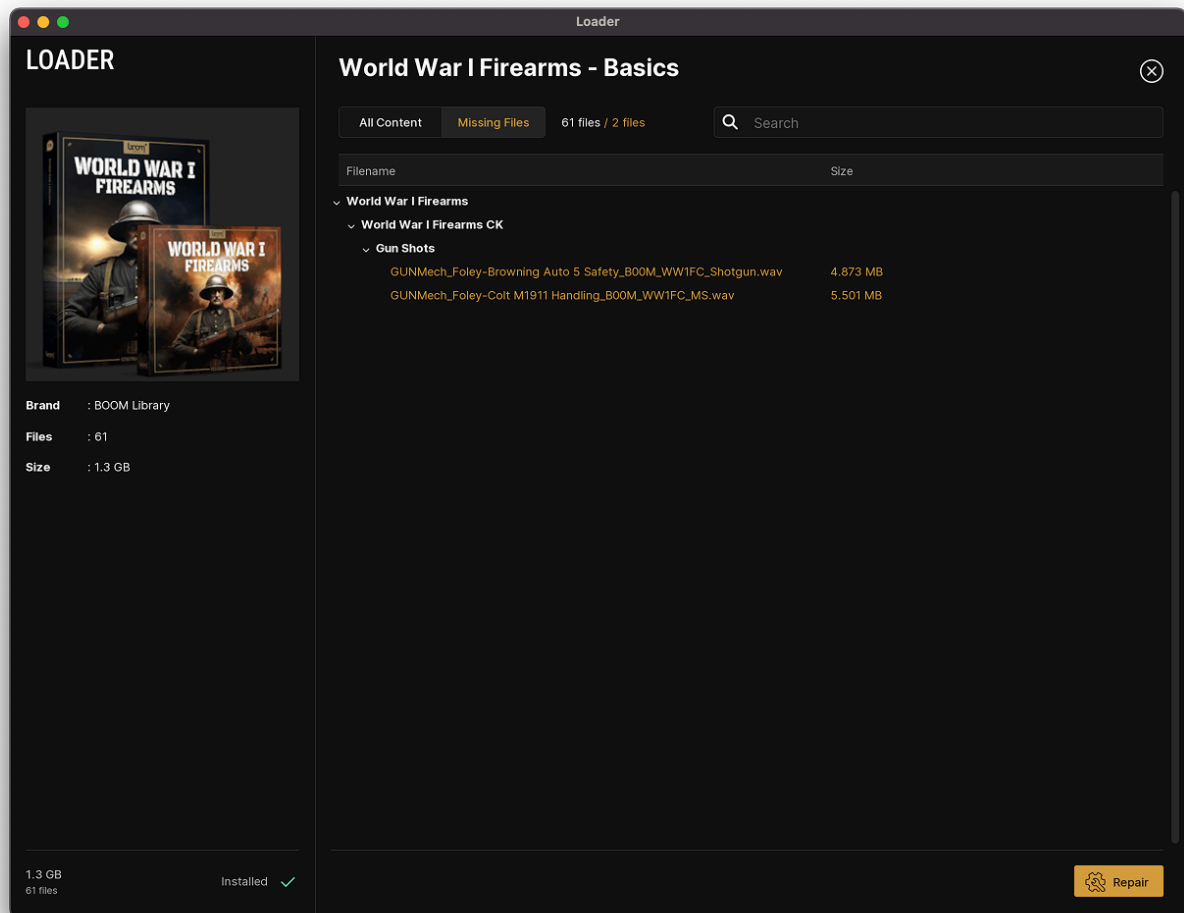
 Search

Filename	Size
GUNPis_Pi-Steyr M1912 Single Shot 5m_B00M_WW1FC_MS.wav	43.496 MB
GUNPis_Pi-Webley Mk VI Revolver Single Shot 2m_B00M_WW1FC_AB.wav	43.532 MB
GUNRif_Pi-Steyr 1895 Single Shot 20m_B00M_WW1FC_ORTF3D Hi.wav	72.844 MB
GUNRif_Ri-Krag Joergensen Single Shot 50m_B00M_WW1FC_Ambix.wav	86.570 MB
GUNRif_Ri-M1917 Enfield Single Shot 5m_B00M_WW1FC_MS.wav	43.517 MB
GUNRif_Ri-Mosin Nagant 1891 Single Shot 3m_B00M_WW1FC_MS.wav	36.644 MB
GUNRif_Ri-Mosin Nagant 1891 Single Shot 75m_B00M_WW1FC_XY.wav	36.644 MB
GUNRif_Ri-Mosin Nagant M1907 Single Shot 15m_B00M_WW1FC_MS.wav	43.507 MB
GUNRif_Ri-Springfield M1903 A4 Single Shot 1m_B00M_WW1FC_AB.wav	44.787 MB
GUNRif_Ri-Springfield M1903 Single Shot 0m_B00M_WW1FC_Wrist.wav	22.719 MB
GUNRif_Ri-Springfield M1903 Single Shot 15m_B00M_WW1FC_MS.wav	44.994 MB
GUNShotg_SG-Browning Auto 5 Single Shot 15m_B00M_WW1FC_MS.wav	44.993 MB
GUNShotg_SG-Browning Auto 5 Single Shot 1m_B00M_WW1FC_AB.wav	44.993 MB
GUNShotg_SG-Winchester M1897 Single Shot 0m_B00M_WW1FC_Wrist.wav	18.544 MB
GUNShotg_SG-Winchester M1897 Single Shot 100m_B00M_WW1FC_XY.wav	36.644 MB
MECHMisc_MECHANICS SWEETENER-Resonant Tonal Big Lever Push_B00M...	8.804 MB
MECHMisc_MECHANICS SWEETENER-Resonant Tonal Loose Lever Pull Dou...	7.930 MB
MECHMisc_MECHANICS SWEETENER-Resonant Tonal Mechanics Friction_B...	7.468 MB
World War I Firearms DS	
00_WWL_Firearms_DS_Metadata.pdf	157.762 KB
00_WWL_Firearms_DS_Metadata.xlsx	20.696 KB
GUNPis_Pi-Colt M1911 Generic_B00M_WW1FD.wav	19.424 MB
GUNPis_Pi-Colt New Service Modern_B00M_WW1FD.wav	13.426 MB
GUNPis_Pi-Mauser C96 Distant_B00M_WW1FD.wav	11.360 MB
GUNRif_Ri-Krag Joergensen Modern_B00M_WW1FD.wav	19.513 MB
GUNRif_Ri-Mosin Nagant 1891 Modern_B00M_WW1FD.wav	17.041 MB
GUNRif_Ri-Springfield M1903 Heavy_B00M_WW1FD.wav	29.226 MB
GUNShotg_SG-Browning Auto 5 Modern_B00M_WW1FD.wav	16.492 MB

Repair

## Missing Files

If there are any missing files, you are able to repair the product from within the inspect page.



## Management Page

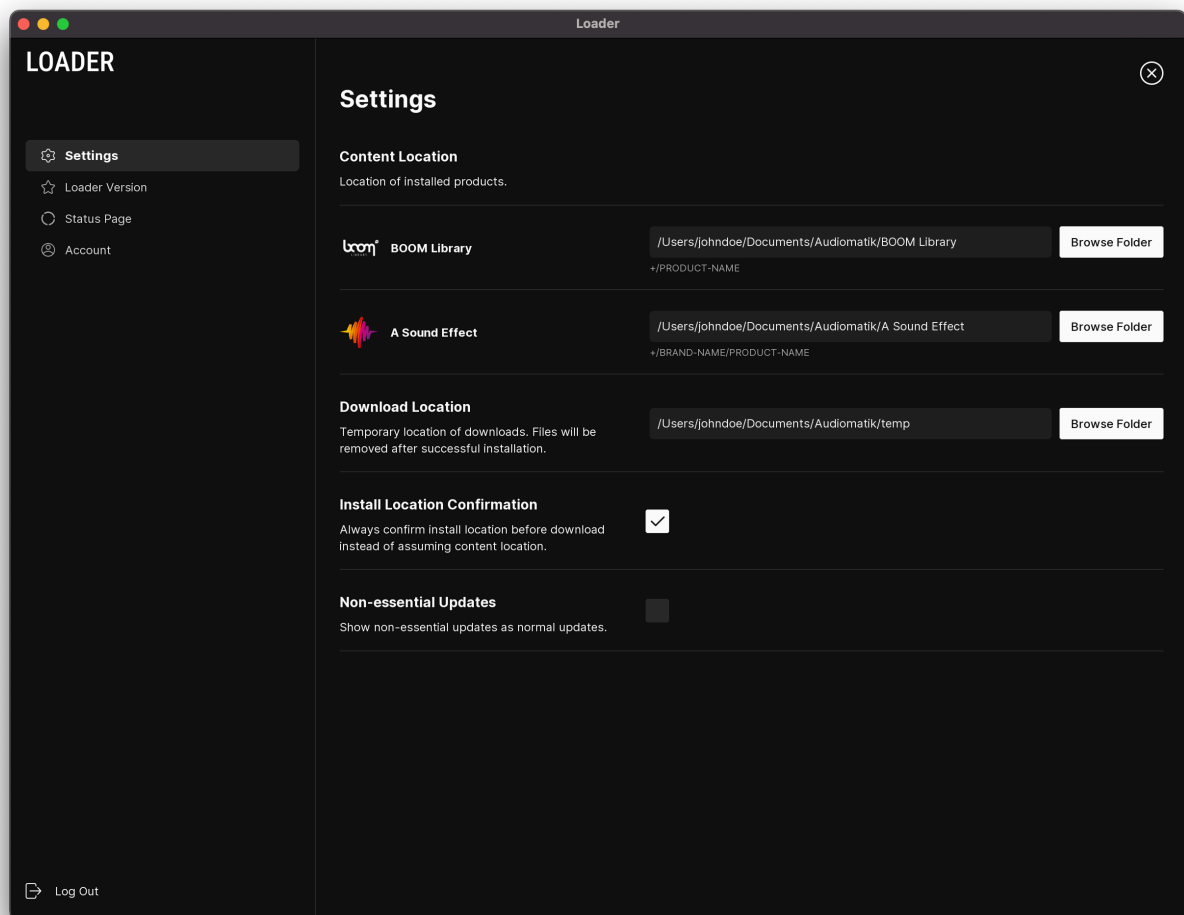
The management page allows you to configure the application to your liking via the [settings](#), [update the Loader](#) and view the changelog, monitor and control operations via the [status page](#) and [control your connected accounts](#).

You can reach the management page by clicking on the cogwheel icon in the upper right corner of the [product page](#).



## Settings

You can change the behavior of product downloads and how the Loader behaves in general in the settings.



### Content Location

Location of installed products.

Each partner has its own specific location, which might differ in the default product installation behaviour, as indicated directly below.

### Download Location

Temporary location of product downloads. Files will be removed after successful installation.

### Install Location Confirmation

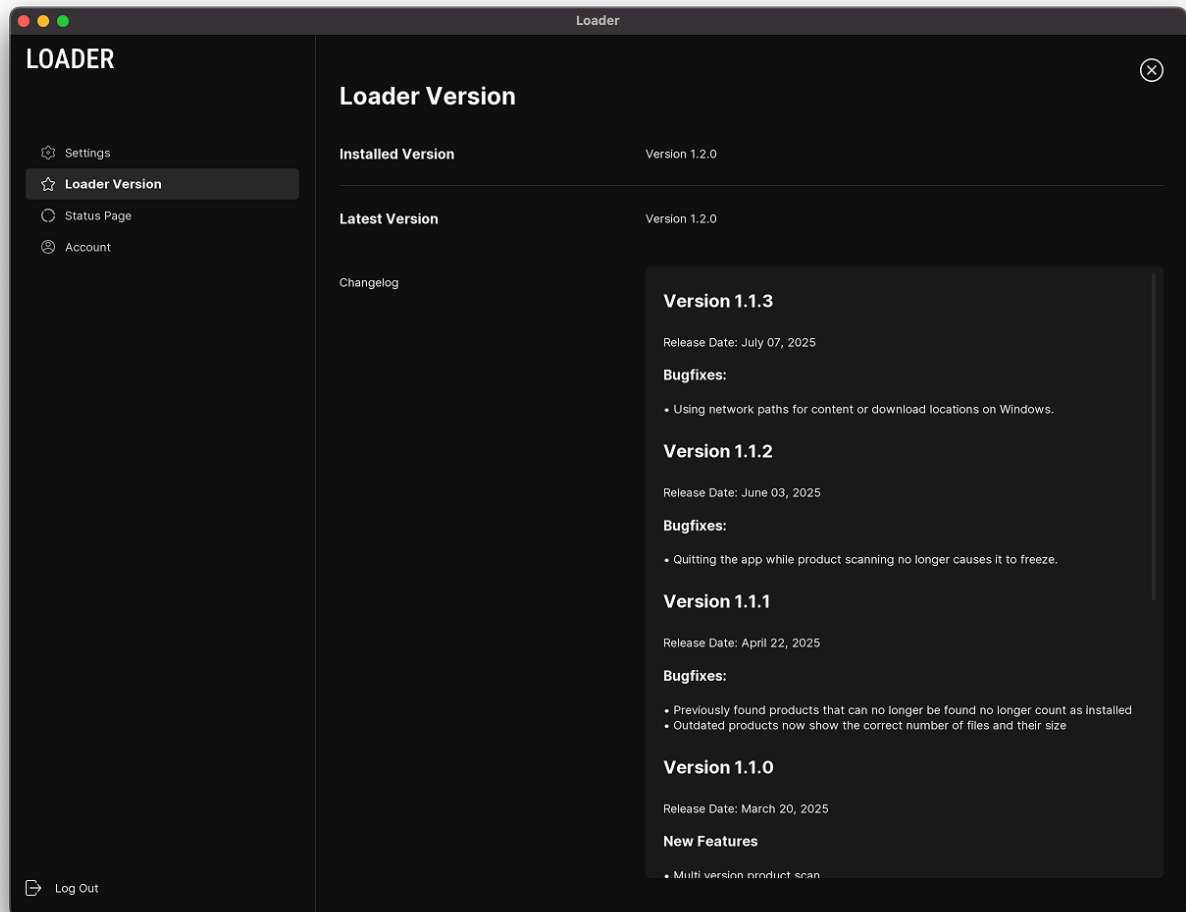
Always confirm install location before download instead of assuming content location. If enabled and right before a download, you can select a custom content location affecting only the current operation.

### Non-essential Updates

Show non-essential updates as normal updates.

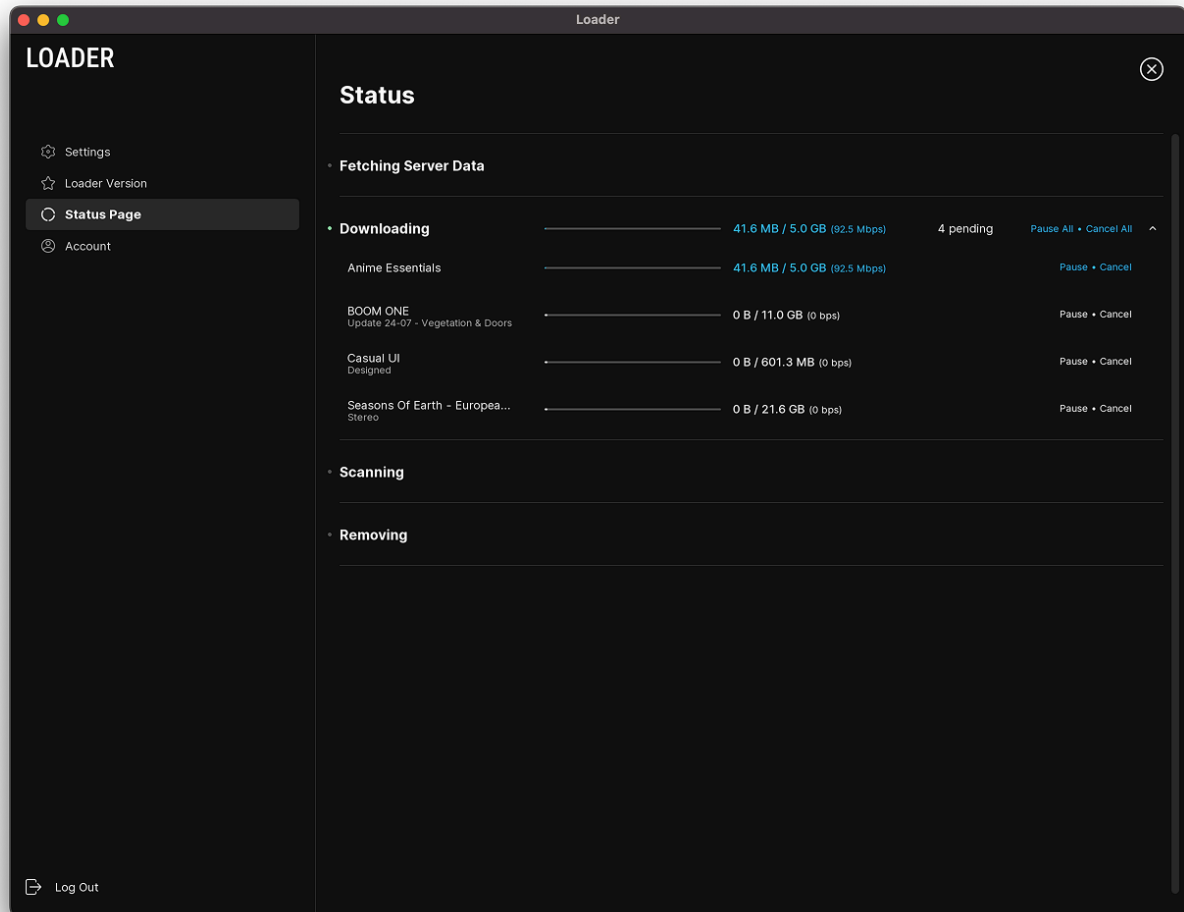
# Loader Version

Always be up-to-date and be notified about new versions of Loader and see the apparent changes.



# Status Page

You can see ongoing and scheduled operations and their current progress.



## Pause

Pauses any ongoing operation for a specific product.

## Cancel

Cancels any ongoing operation for a specific product.

## Pause All

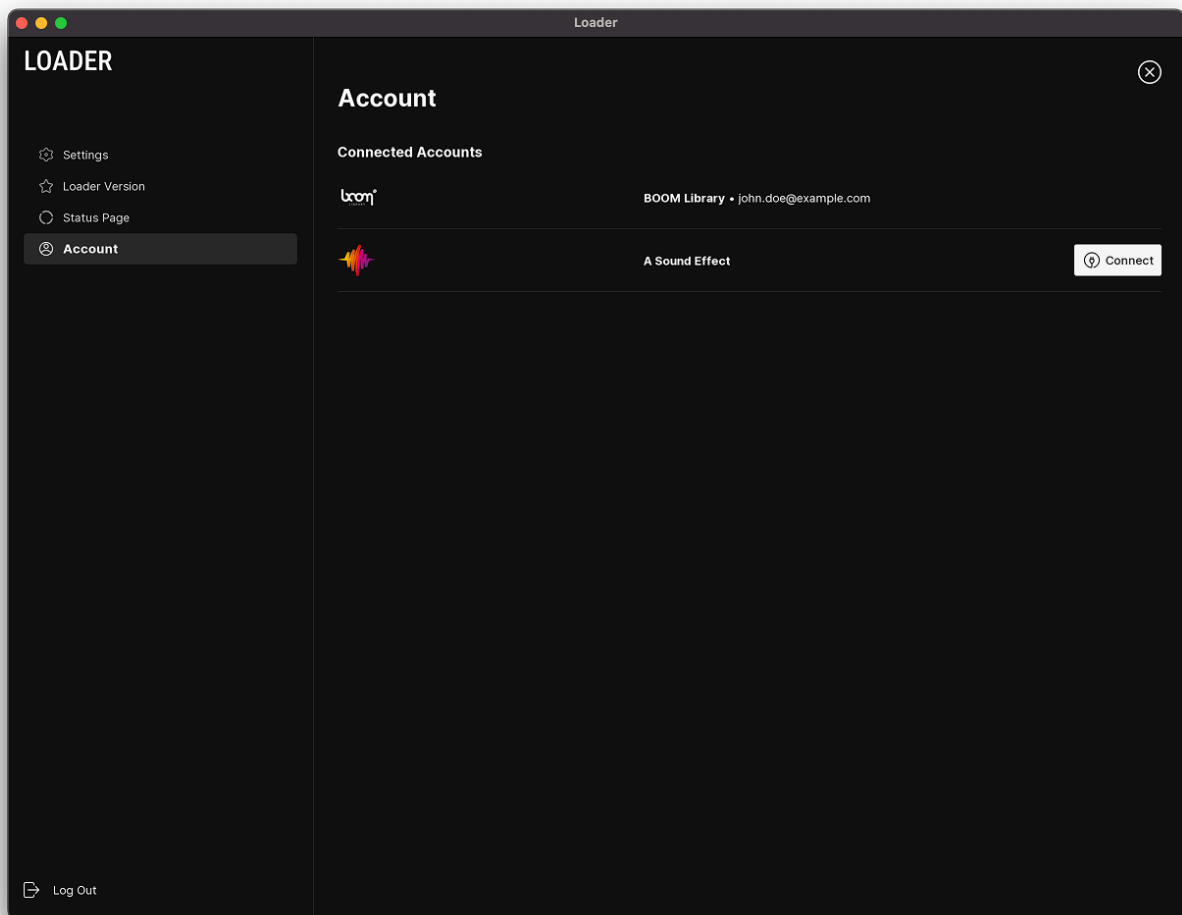
Pauses all ongoing operations.

## Cancel All

Cancels all ongoing operations.

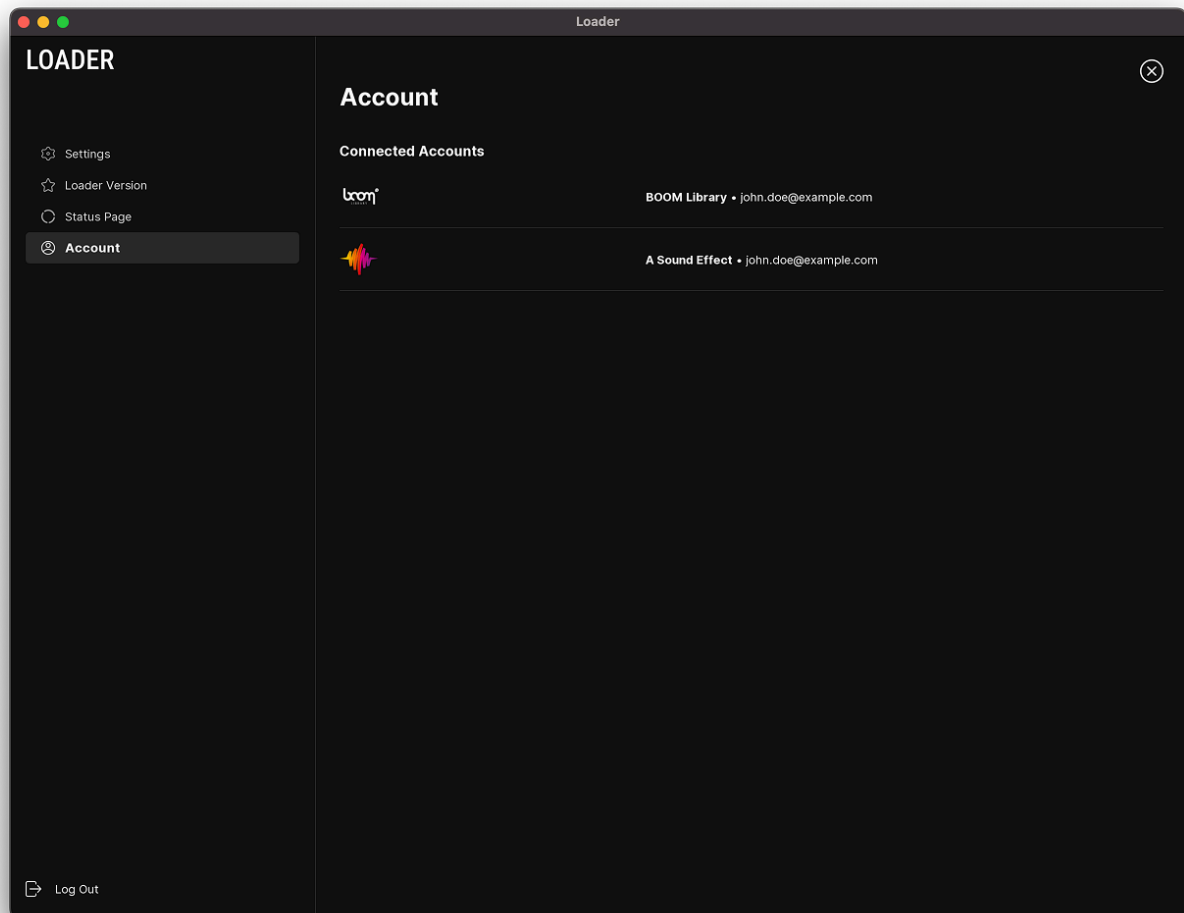
## Account

You can see and configure account connections to partners to be able to access your products.



## Account connection

Click on the **Connect** button for **A Sound Effect**. You will be redirected to an **A Sound Effect** single sign-on page, which asks you for consent to allow reading details about your account, namely your purchased products. After giving consent and upon successful authentication, the account is connected, allowing you to access your products.



## Log Out

Logs you out of your current account.

---