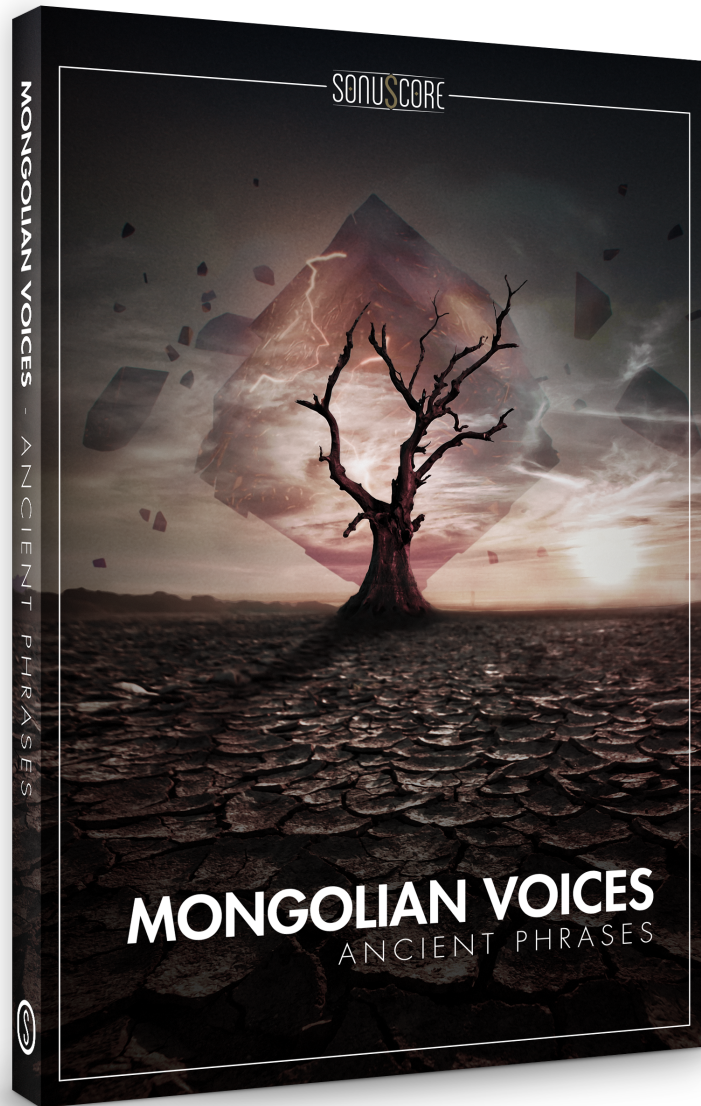


SONUSCORE



OWNER'S MANUAL



Document Version 1.1

Product Version 1.0

© by SONUSCORE

SYSTEM REQUIREMENTS:

- For the latest system requirements, please visit www.steinberg.net, www.sonuscore.com or your trusted dealer's website.

TABLE OF CONTENTS

1. INTRODUCTION.....4

2. DOWNLOAD & INSTALLATION4

3. MONGOLIAN VOICES - ANCIENT PHRASES5

 3.1 THEME SELECTION BAR.....6

 3.2 PHRASE SYSTEM6

 3.3 KEYSWITCHES.....7

 3.4 PHRASE PROGRESS BAR.....7

 3.5 PAGE SELECTION7

 3.6 PLAYBACK SPEED8

 3.7 FX PAGE8

 3.7.1 EQ9

 3.7.2 DELAY9

 3.7.3 REVERB10

4. CREDITS.....11



1. INTRODUCTION

Welcome to SONUSCORE MONGOLIAN VOICES - ANCIENT PHRASES. This HALion instrument enables you to integrate expressive mongolian vocal phrases into your compositions.

2. DOWNLOAD & INSTALLATION

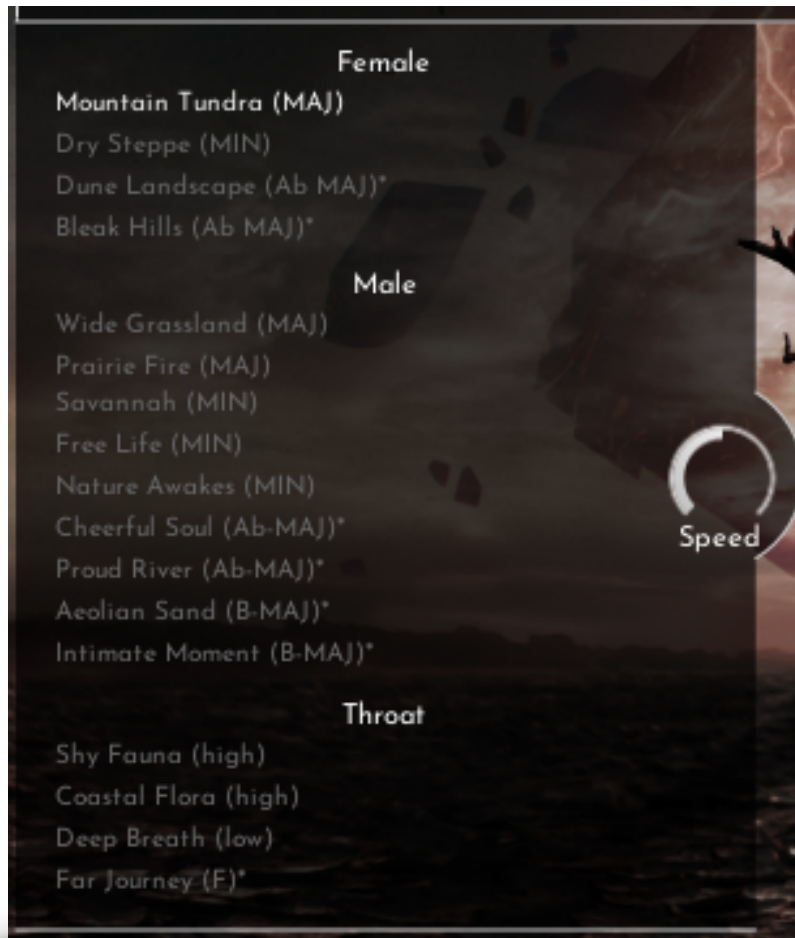
Please download the „MVAP HALion Sonic Installation Instructions“.pdf available from the download section at your sonuscore.com account and follow the installation instructions.

3. MONGOLIAN VOICES - ANCIENT PHRASES



On the main page you can select a theme and access all the basic functions you need to get started.

3.1 THEME SELECTION BAR



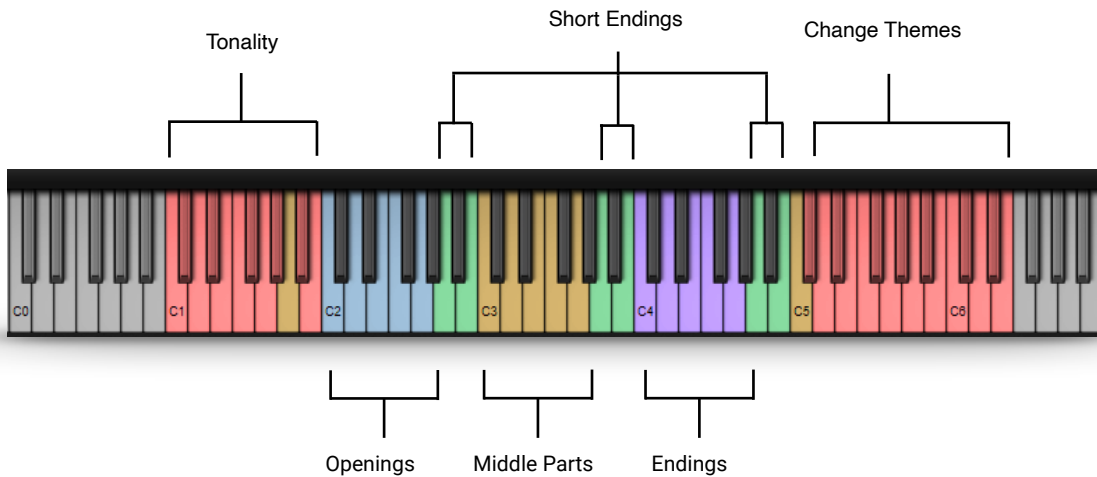
On the left side of the main page are 17 themes that you can choose from. When you choose one of the bonus themes the root key range is changed to the available keys. Your theme selection is reflected on the keyboard in the octave above C5.

3.2 PHRASE SYSTEM

Each theme consists of five complete phrases. You can play the opening, middle and endings of each phrase and combine them freely to create new phrases.


As an addition we created short endings that will take you back to the root at any time.

3.3 KEYSWITCHES



You can use the highlighted keys to play the phrases and combine them freely.

3.4 PHRASE PROGRESS BAR



The Phrase Progress Bar shows the waveform of the current phrase and the playback position the phrase is in.

NOTE: You can drag the left start icon to adjust the playback start of the current phrase.

3.5 PAGE SELECTION



On the bottom of the GUI you can find the Main and FX page buttons. Use those to navigate between the two pages.

3.6 PLAYBACK SPEED



The speed knob allows you to change the playback speed of the phrases.


It goes from a minimum of 50% up to 150% of the original speed.

3.7 FX PAGE




On the FX page you can access the advanced functions of the EQ, DELAY and REVERB settings.

3.7.1 EQ



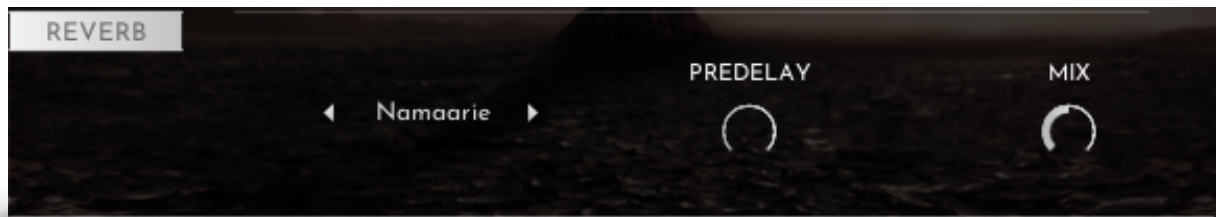
- EQ ON/OFF:** Toggles the equalizer on and off.
- LOW:** Adjusts the gain of the low frequency band of the equalizer.
- LOW/MID:** Adjusts the gain of the low-mid frequency band of the equalizer.
- HIGH/MID:** Adjusts the gain of the high-mid frequency band of the equalizer.
- HIGH:** Adjusts the gain of the high frequency band of the equalizer.

3.7.2 DELAY



- DELAY ON/OFF:** Toggles the delay on and off.
- SYNC:** Sync to host tempo on/off.
- TIME:** If SYNC is turned off you can select the delay time in ms. If SYNC is turned on you can select the delay time in note values.
- FEEDBACK:** Adjusts the FEEDBACK amount of the DELAY effect. Basically this parameter controls how many times a note will be audible via the DELAY.
- MIX:** Adjusts the MIX level of the DELAY effect.

3.7.3 REVERB



- REVERB ON/OFF:** Toggles the reverb on and off.
- IR MENU:** Choose one of six impulse responses.
- PREDELAY:** Adjusts the PREDELAY of the REVERB effect in ms. This parameter is helpful for simulating distance.
- MIX:** Adjusts the mix level of the REVERB.

4. CREDITS

Product Concept and Design: SONUSCORE: Tilman Sillescu, Pierre Langer, Axel Rohrbach, Christian Wirtz, Stefan Kemler

Project Lead: Tilman Sillescu, Jonas Meyer, Simon Schrenk

Phrases performed by: Erdenetsetseg Khenmedekh, Munkhbaatar Bat-Ulzii, Ashit Nergui

Recorded by: Steffen Brinkmann, Thomas Heumesser

HALion Scripting: Jonas Meyer

Sample Editing: Temo Chelidze, Tami Modebadze, Olajide Paris, Jonas Meyer

User Interface Design: Jannic Boehme, Jonas Meyer, Felix Moebius, Benedikt Huster

Quality Assurance: Stefan Kemler, Simon Schrenk, Tilman Sillescu

Artwork: Felix Möbius, Benedikt Huster

Videos: Jannic Böhme, Benedikt Huster

Marketing: Benedikt Huster, Jannic Böhme, Florian Tauchert, Felix Möbius, Tobias Kunz, Andreas Hammann, Shawn Basey, Louisa Wolf